



# NLED112\*ND

Adjustable spotlight with various bezels and colours



NLED112\* with steel bezel



NLED113\* with aluminium bezel



NLED114\* with PC bezel



**APPLICATIONS**

- Retail
- Residential lighting
- Bars

**TECHNICAL DETAILS**

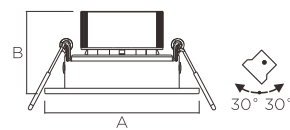
- HP LEDs
- Rated life: 30,000 hours

**CONSTRUCTION**

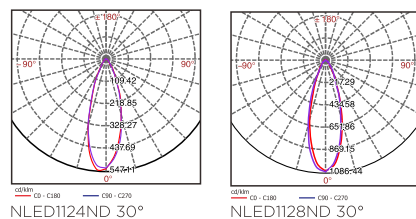
- Polycarbonate housing
- Bezel made of steel, aluminium or PC
- Polycarbonate lens
- Adjustable angle 30°
- Integrated driver

**OPTIONS**

- **Bezel material & colour:** The colours available depend on the bezel material, as listed below
  - NLED112\* - Steel bezel The available colours are:
    - Satin nickel, suffix SN
    - Semi white, suffix SW
    - Sanded silver, suffix SS
    - Sanded gold, suffix SG
  - NLED113\* - Aluminium bezel The available colours are:
    - Anodised brushed silver, suffix ABS
    - Semi white, suffix SW
    - Sanded silver, suffix SS
    - Sanded gold, suffix SG
  - NLED114\* - Polycarbonate bezel The available colours are:
    - Semi-white,, suffix SW



Watts	A	B	Cut-out
4W	Ø85	45	Ø75
6W/8W	Ø106	46	Ø95



NLED1124ND 30° NLED1128ND 30°

Model	Colour temp.	Lumens	CRI	PF
NLED1124ND 4W	3000K/4000K/5700K	270 lm	>80	>0.5
NLED1126ND 6W	3000K/4000K/5700K	400 lm	>80	>0.8
NLED1128ND 8W	3000K/4000K/5700K	540 lm	>80	>0.8
NLED1134ND 4W	3000K/4000K/5700K	270 lm	>80	>0.5
NLED1136ND 6W	3000K/4000K/5700K	400 lm	>80	>0.8
NLED1138ND 8W	3000K/4000K/5700K	540 lm	>80	>0.8
NLED1144ND 4W	3000K/4000K/5700K	270 lm	>80	>0.5
NLED1146ND 6W	3000K/4000K/5700K	400 lm	>80	>0.8
NLED1148ND 8W	3000K/4000K/5700K	540 lm	>80	>0.8

# NLED119\*

Adjustable LED spotlight



NLED119\*D (Polycarbonate bezel)



NLED119\*DL (Aluminium bezel)



**APPLICATIONS**

- Hotels
- Retail stores
- Bars and restaurants

**TECHNICAL DETAILS**

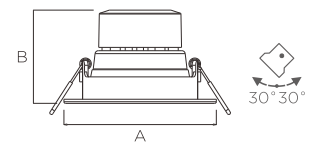
- COB LED
- Dimming: Switch DIM as standard
- Rated life: 30,000 hours

**CONSTRUCTION**

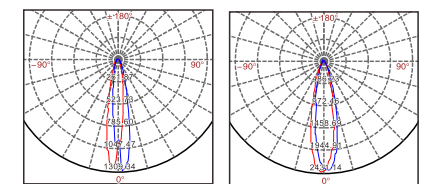
- Polycarbonate housing and rear cover
- Polycarbonate or aluminium bezel
- Polycarbonate lens
- Adjustable angle 30°
- Integrated driver

**OPTIONS**

- **Bezel material:** Choice of PC or aluminium (suffix L)
- **Beam angle:** Choice of 15° or 24°
- **Size:** Sizes vary by wattage, as listed below. The 3.5W aluminium-bezel version is available in two sizes. The 3.5W PC-bezel version is available in just one size:
  - 3.5W aluminium bezel small, suffix DLS
  - 3.5W aluminium bezel large, suffix DL
  - 3.5W PC bezel small, suffix DS
 (Suffix explain: D for adjustable, L for aluminium, S for small)
- **Dimming:** Step-dimming as standard, switch on/off quickly to step between 100%, 50% or 20% out put.



Watts	A	B	Cut-out
3.5W(S)	Ø70	53	Ø55
3.5W/5W	Ø93	56	Ø75
8W/10W	Ø116	66	Ø95



NLED1193D 3.5W 15° NLED1199D 10W 24°

Model	Colour temp.	Lumens	CRI	PF	Beam angle
NLED1193DL 3.5W	3000K/4000K/5700K	260 lm	>80	>0.5	15°/24°
NLED1195DL 5W	3000K/4000K/5700K	375 lm	>80	>0.5	15°/24°
NLED1197DL 8W	3000K/4000K/5700K	600 lm	>80	>0.8	15°/24°
NLED1199DL 10W	3000K/4000K/5700K	700 lm	>80	>0.8	15°/24°
NLED1193DLS 3.5W	3000K/4000K/5700K	260 lm	>80	>0.5	15°/24°
NLED1193D 3.5W	3000K/4000K/5700K	260 lm	>80	>0.5	15°/24°
NLED1195D 5W	3000K/4000K/5700K	375 lm	>80	>0.5	15°/24°
NLED1197D 8W	3000K/4000K/5700K	600 lm	>80	>0.8	15°/24°
NLED1199D 10W	3000K/4000K/5700K	700 lm	>80	>0.8	15°/24°
NLED1193DS 3.5W	3000K/4000K/5700K	260 lm	>80	>0.5	15°/24°