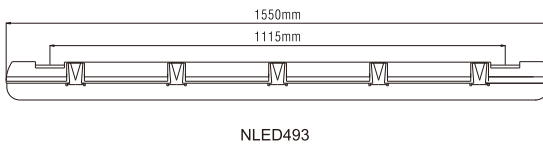
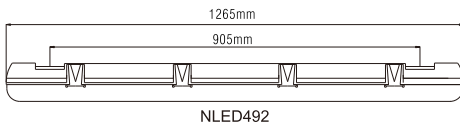

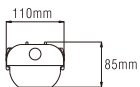


# NLED 49\*



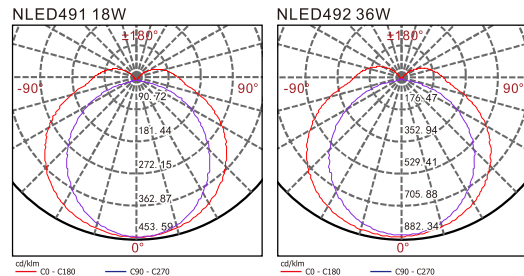
## Specification

- SMD LEDs
- Constant current LED driver
- PC housing and opal PC diffuser
- IP65

## Applications

- Parking garages, industrial premises, storage facilities

## Photometric Data



Model	Input	Watts	Lumens	Color temp.	Beam angle	CRI
NLED491 18W	220-240V	10W	2000lm	3000K/4000K/6000K	100°	>80
NLED492 36W	220-240V	36W	3800lm	3000K/4000K/6000K	100°	>80
NLED493 54W	220-240V	54W	5200lm	3000K/4000K/6000K	100°	>80